


音階 12


目標 20分

問 36 次の音階を調号を用いて書きなさい。ただし、短調は旋律短音階とする。


1. イ短調の属調 (ヴァイオリン譜表)

A set of five horizontal lines representing a musical staff, intended for writing the answer to question 1.


2. c moll の下屬調の平行調 (テノール譜表)

A set of five horizontal lines representing a musical staff, intended for writing the answer to question 2.


3. ホ長調の平行調の下屬調 (アルト譜表)

A set of five horizontal lines representing a musical staff, intended for writing the answer to question 3.


4. d moll の中音を属音とする長調 (低音部譜表)

A set of five horizontal lines representing a musical staff, intended for writing the answer to question 4.


5. 変イ長調の上主音の完全5度上の音を主音とする短調 (メゾソプラノ譜表)

A set of five horizontal lines representing a musical staff, intended for writing the answer to question 5.


6. 調号に \sharp 5個を持つ短調の異名同音調の属調 (バリトン譜表)

A set of five horizontal lines representing a musical staff, intended for writing the answer to question 6.


7. 属調の平行調が嬰ト短調である調 (高音部譜表)

A set of five horizontal lines representing a musical staff, intended for writing the answer to question 7.


8. 下屬調の導音がF音である長調 (アルト譜表)

A set of five horizontal lines representing a musical staff, intended for writing the answer to question 8.

9. 嬰へ長調の和声長音階の第6音を主音とする長調の平行調の同主調 (ソプラノ譜表)

A set of five horizontal lines representing a musical staff, intended for writing the answer to question 9.

10. 下屬調の導音がF dur の平行調の上主音と同じである調 (バス譜表)

A set of five horizontal lines representing a musical staff, intended for writing the answer to question 10.

音群調判定 1

目標 25分

問 61 次のそれぞれの譜表上に示された各音を含む調を日本語ですべて答えなさい。ただし、短調は和声短音階で考えること。

1.	2.	3.	4.
<div style="display: flex; justify-content: space-around;"> [] [] [] [] </div>			
5.	6.	7.	8.
<div style="display: flex; justify-content: space-around;"> [] [] [] [] </div>			
9.	10.	11.	12.
<div style="display: flex; justify-content: space-around;"> [] [] [] [] </div>			
13.	14.	15.	16.
<div style="display: flex; justify-content: space-around;"> [] [] [] [] </div>			
17.	18.	19.	20.
<div style="display: flex; justify-content: space-around;"> [] [] [] [] </div>			
21.	22.	23.	24.
<div style="display: flex; justify-content: space-around;"> [] [] [] [] </div>			